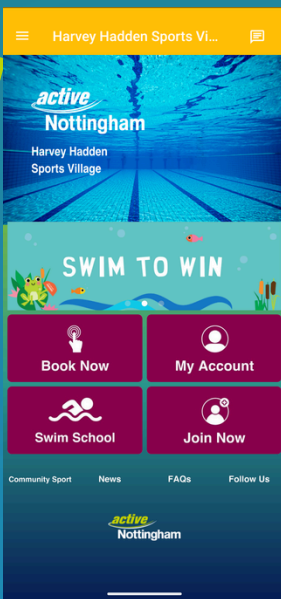
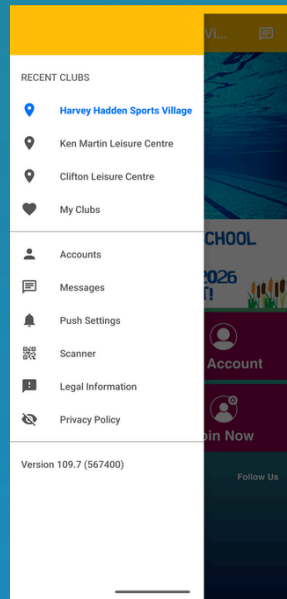


Activating push notifications on the Active Nottingham app is a great way to stay in touch, hear about offers, centre news, new services and generally all things Active Nottingham.

1. On the home screen, select the 3 parallel lines (top left corner)




2. Select "Push Settings"



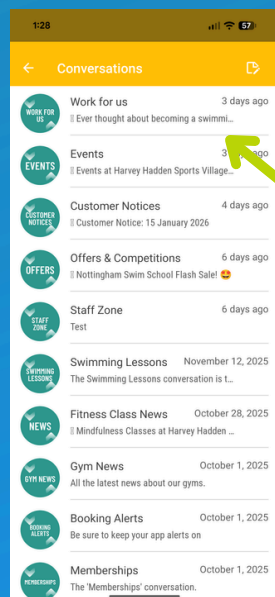
3. Choose either all clubs (centres), OR just your home centre.



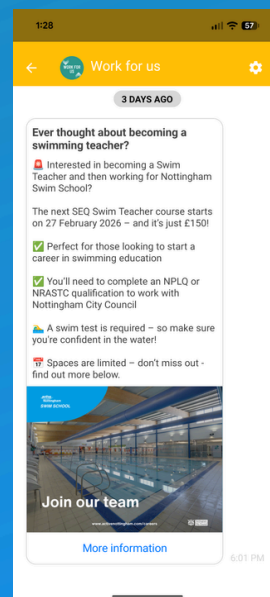
4. Select the message box in the top right of the screen.



5. Select any Conversation



6. Select the settings cog in the top right corner



7. Move the slider to the right to activate Push Notifications

